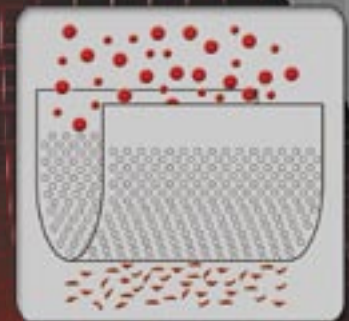




Power Grater



- Compact design
- Wide screen selections
- Low maintenance & power requirements
- Stainless or mild steel construction
- Quick screen change
- Low RPM, minimal noise

Sample Applications:

Filter Cake
Chocolate
Peat Soil
Cereal
Dough
Resin
Animal Feed
Peanuts
Cheese
Plastic
Salt



Grating action can provide up to 8,000 pounds per hour capacity



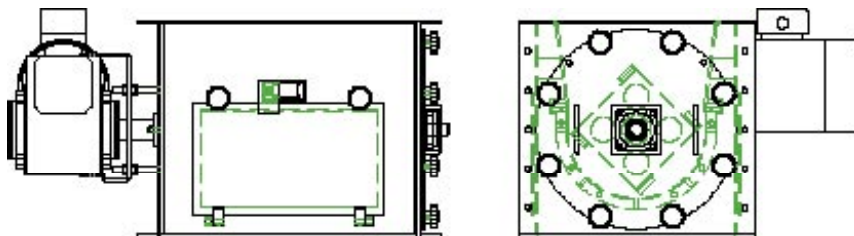
Replaceable aperture screen allows for accurate sizing of material

For more information contact one of our Sales Engineers
sales@showes.com
showes.com

S. Howes, Inc.
Phone: (716) 934-2611
Toll Free: (888) 255-2611
Fax: (716) 934-2081
© 2005 S. Howes, Inc., All rights reserved.

Power Grater

- The Power Grater consists of a dust tight housing that contains a paddle assembly and an aperture screen. The paddles rotate, and the product is rubbed against the grater screen for clean, efficient reduction.
- Low paddle rotation speed means less fines (Approximately 88 RPM for single speed models)
- Multiple uses include: Delumping, Particle sizing, Crushing, Shredding, and De-Aglomeration
- Heavy duty rugged construction, few moving parts, and dependable, long-life components provide extremely low maintenance and high reliability.
- The screen cage is totally removable with minimal tools for fast screen change and cleaning. Optional clean out doors and view windows allow access to the rotor assembly and all interior casing areas.
- Units can be outfitted with single or variable speed drives. TEFC, explosion proof or hostile environment motors are also available.
- Mild steel and stainless steel - 304 and 316 models are available
- The Howes engineering staff will custom design any special stands, transition pieces, etc. to meet you specific needs.



Product Testing Available!

Specifications*

MODEL	CAPACITY (lbs per hour)*	SCREEN AREA (sq ft.)	STD. HP	INLET OPENING (in.)	DISCHARGE OPENING (in.)	Weight (lbs.)
PG14	4,000	2	3	14 x 16	14 x 19 1/2	200
PG20	6,000	3	5	20 x 16	20 x 19 1/2	250
PG26	8,000	4	7 1/2	26 x 19 1/2	26 x 19 1/2	300

Note(*): Capacities are based on an average of common products. Actual capacities are dependent on the characteristics of the product, screen type and opening size. Machine weight does not include drive or base.

Photos and drawings are not intended to show or suggest use or non-use of any operator protection systems