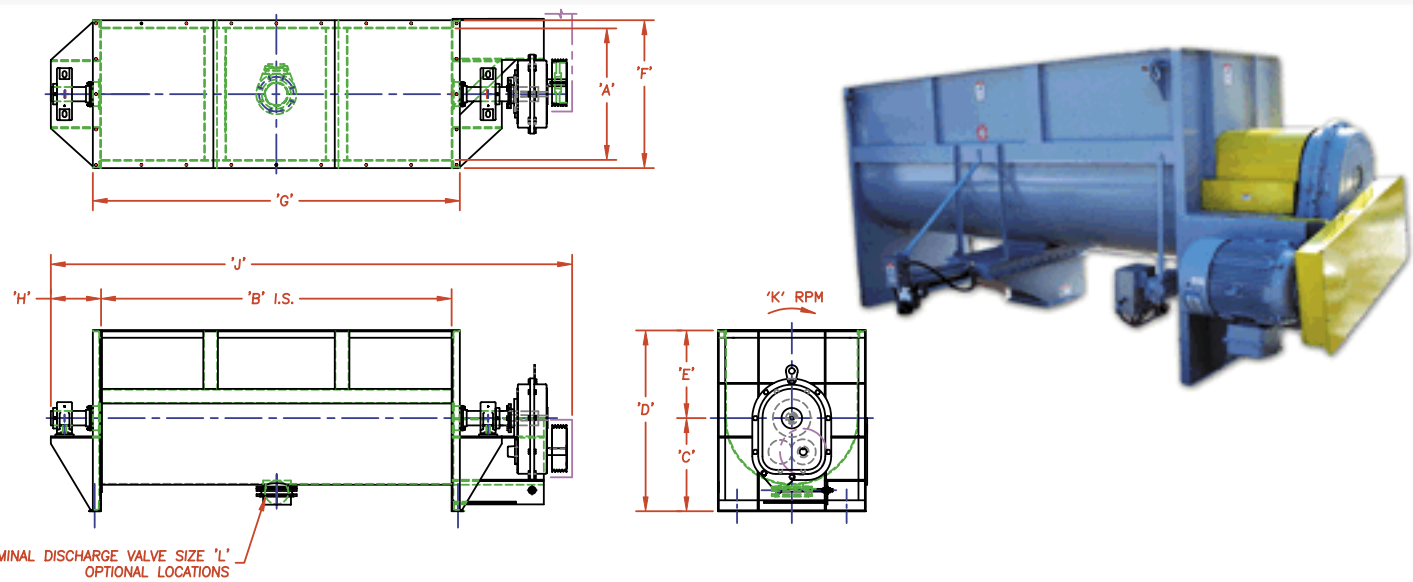


# Powermix Horizontal Batch Mixer

## General Specifications



NOMINAL DISCHARGE VALVE SIZE 'L'  
OPTIONAL LOCATIONS

MODEL	A	B	C	D	E	F	G	H	J	K	L
P-154	15	48	12 1/2	26 1/2	14	19 1/4	52 1/4	10 3/4	80	78	4
P-204	20	48	15	29	14	24 3/8	52 3/8	11	81	76	4
P-244	24	48	17	32	15	28 3/8	52 3/8	11 1/4	84	60	4
P-246	24	72	17	32	15	28 3/8	76 3/8	11 1/4	109 3/4	56	4
P-248	24	96	17	32	15	28 3/8	100 3/8	11 3/4	135 3/4	56	4
P-2410	24	120	17	32	15	28 3/8	124 3/8	11 3/4	159 3/4	56	4
P-306	30	72	20 3/4	44 3/4	24	34 3/8	76 3/8	12	112	45	6
P-308	30	96	20 3/4	44 3/4	24	34 3/8	100 3/8	12	130	45	6
P-366	36	72	24 1/4	48 1/4	24	40 1/2	76 1/2	12	114	37	6
P-368	36	96	24 1/4	48 1/4	24	40 1/2	100 1/2	12	139 1/2	37	6
P-3610	36	120	24 1/4	48 1/4	24	40 1/2	124 1/2	12	165 3/4	37	6
P-3612	36	144	24 1/4	48 1/4	24	40 1/2	148 1/2	12	189 3/4	37	6
P-428	42	96	28 1/4	56 1/4	28	46 1/2	100 1/2	12	141 3/4	32	8
P-4210	42	120	28 1/4	56 1/4	28	46 1/2	124 1/2	14 1/4	177	32	8
P-4212	42	144	28 1/4	56 1/4	28	46 1/2	148 1/2	14 1/4	201	32	8
P-488	48	96	31 1/4	64 1/4	33	52 1/2	100 1/2	14 1/4	153	28	8
P-4810	48	120	31 1/4	64 1/4	33	52 1/2	124 1/2	14 1/4	177	28	8
P-4812	48	144	31 1/4	64 1/4	33	52 1/2	148 1/2	16 1/2	204 1/2	28	8
P-5410	54	120	34 3/4	71 3/4	37	59 1/2	125 1/2	18 3/4	201	25	8
P-5412	54	144	34 3/4	71 3/4	37	59 1/2	149 1/2	18 3/4	225	25	8
P-6010	60	120	39	84	45	65 1/2	125 1/2	18 3/4	202 1/4	20	10
P-6012	60	144	39	84	45	65 1/2	149 1/2	18 3/4	226 1/4	20	10
P-6610	66	120	42 1/2	87 1/2	45	71 1/2	125 3/4	18 3/4	202 1/4	20	10
P-6612	66	144	42 1/2	87 1/2	45	71 1/2	149 3/4	18 3/4	226 1/4	20	10
P-7210	72	120	45 3/4	94 3/4	49	77 3/4	125 3/4	18 3/4	202 1/4	18	12
P-7212	72	144	45 3/4	94 3/4	49	77 3/4	149 3/4	18 3/4	226 1/4	18	12
P-8410	84	120	51 3/4	111 3/4	60	89 3/4	126	20 1/2	204 1/4	16	12
P-8412	84	144	51 3/4	111 3/4	60	89 3/4	150	20 1/2	228 1/4	16	12
P-8415	84	180	51 3/4	111 3/4	60	89 3/4	186	20 1/2	252 1/4	16	12

Note: All dimensions are in inches except for "K" which is RPM.

S. Howes, Inc.  
25 Howard St.  
Silver Creek, NY 14136  
showes.com

Phone: (716) 934-2611  
Toll Free: (888) 255-2611  
Fax: (716) 934-2081  
sales@showes.com



Established 1856

© 2005 S. Howes, Inc., All rights reserved.

# Powermix Horizontal Batch Mixer

## General Specifications




### POWERMIX SPECIFICATIONS

(assumes 100 lbs./cu.ft. bulk density material)

Model	Capacity (ft <sup>3</sup> ) Top of Agitator	Capacity (lbs)	Shaft Speed (RPM)	Minimum Standard HP	Maximum Standard HP
P-154	5.5	550	90	1	5
P-204	9.8	981	67	2	7.5
P-244	14.1	1415	56	3	10
P-246	21.2	2122	56	5	15
P-248	28.2	2824	56	5	20
P-306	33.1	3309	45	7.5	25
P-308	44.1	4412	45	7.5	30
P-366	47.8	4782	37	10	40
P-368	63.6	6360	37	10	40
P-3610	79.5	7950	37	15	50
P-3612	95.4	9540	37	15	60
P-428	86.8	8681	32	20	75
P-4210	108.0	10802	32	20	75
P-4212	129.6	12963	32	30	100
P-488	113.2	11320	28	30	100
P-4810	141.2	14118	28	30	100
P-4812	169.4	16942	28	30	125
P-5410	178.5	17847	25	40	125
P-5412	214.2	21416	25	40	150
P-6010	220.9	22087	22	40	150
P-6012	265.0	26504	22	50	200
P-6610	267.4	26737	20	50	200
P-6612	320.8	32084	20	50	200
P-7210	318.7	31870	19	60	250
P-7212	382.4	38243	19	60	250
P-8410	433.8	43376	16	100	300
P-8412	520.5	52051	16	100	350
P-8415	650.6	65064	16	100	400


### DETAILS OF STANDARD POWERMIX CONSTRUCTION

- Materials of construction are up to 50% heavier than that of the Mixall model, for abrasive and more dense applications.
- End plates are reinforced to provide stiffness and support. Blind end plate is bolted to the tank and the drive end is welded - both at 90 degree angles - no radius. Structural channel is used for reinforcement of the tank walls.
- Uniquely designed double ribbon type agitator assembly features ribbons welded to cross-arms. Paddle agitators feature paddles that can be either welded or bolted to cross-arms.
- Tubular shafts with welded journals are a standard for all Powermix models. Shafting materials are made heavier to carry up to twice the horsepower of Mixall models.
- Drive-end bearings and journals will withstand high starting torque at maximum recommended horsepower. Bearings are 2 1/2 times the calculated radial load. High quality, self-aligning type bearings are furnished on all Powermixes. Bearings are mounted to allow for alignment of cylinder and have lock screws to secure the bearing locations.
- Support cradles under the tank are available to provide improved distribution of heavier loads.



Double Ribbon Agitator

Paddle Agitator



Mixers have been designed and built up to 1,500 cubic foot capacities

Custom designs are job-engineered to meet your specific applications

See "Mixer Accessories & Options" brochure for further details

S. Howes, Inc.  
25 Howard St.  
Silver Creek, NY 14136  
showes.com

Phone: (716) 934-2611  
Toll Free: (888) 255-2611  
Fax: (716) 934-2081  
sales@showes.com

