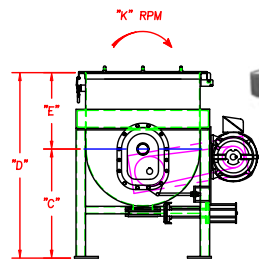
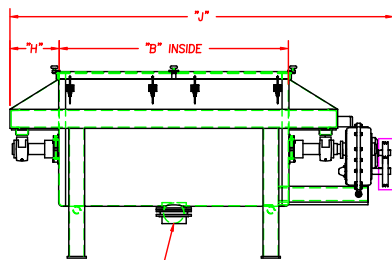
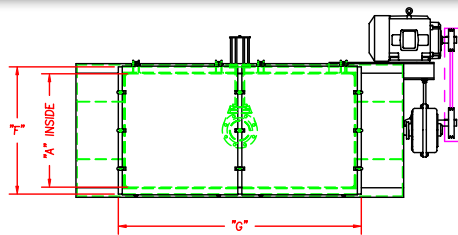


Sanimix 45 Horizontal Batch Mixer

General Specifications



NOMINAL DISCHARGE VALVE SIZE "L"
OPTIONAL LOCATIONS



MODEL	A	B	C	D	E	F	G	H	J	K	L
S-154	15	48	29 1/2	43 1/2	14	19 1/4	52 1/4	10 3/4	72	78	4
S-204	20	48	32	46	14	24 1/4	52 1/4	10 3/4	72	76	4
S-244	24	48	34	49	15	28 3/8	52 3/8	11	81	60	4
S-246	24	72	34	49	15	28 3/8	76 3/8	11	105	56	4
S-248	24	96	34	49	15	28 3/8	100 3/8	11 1/4	132	56	4
S-2410	24	120	34	49	15	28 3/8	124 3/8	11 1/4	156	56	4
S-306	30	72	37 3/4	61 3/4	24	34 3/8	76 3/8	11 3/4	111	45	6
S-308	30	96	37 3/4	61 3/4	24	34 3/8	100 3/8	12 1/4	137	45	6
S-366	36	72	41 1/4	65 1/4	24	40 3/8	70 3/8	12 1/4	113	37	6
S-368	36	96	41 1/4	65 1/4	24	40 3/8	100 3/8	12 1/4	137	37	6
S-3610	36	120	41 1/4	65 1/4	24	40 3/8	124 3/8	12 1/4	162	37	6
S-3612	36	144	41 1/4	65 1/4	24	40 3/8	148 3/8	12 1/4	186	37	6
S-428	42	96	45 1/4	73 1/4	28	46 1/2	100 1/2	12 1/4	138	32	8
S-4210	42	120	45 1/4	73 1/4	28	46 1/2	124 1/2	12 1/4	164	32	8
S-4212	42	144	45 1/4	73 1/4	28	46 1/2	148 1/2	12 1/4	188	32	8
S-488	48	96	48 1/4	81 1/4	33	52 1/2	100 1/2	12 1/4	140	28	8
S-4810	48	120	48 1/4	81 1/4	33	52 1/2	124 1/2	12 1/4	168	28	8
S-4812	48	144	48 1/4	81 1/4	33	52 1/2	148 1/2	12 1/4	192	28	8
S-5410	54	120	51 3/4	88 3/4	37	59 1/2	125 1/2	14 1/4	177	25	8
S-5412	54	144	51 3/4	88 3/4	37	59 1/2	149 1/2	14 1/4	201	25	8
S-6010	60	120	56	101	45	65 1/2	125 1/2	17	181	20	10
S-6012	60	144	56	101	45	65 1/2	149 1/2	17	205	20	10
S-6610	66	120	60 1/2	105 1/2	45	71 1/2	125 1/2	17	157	20	10
S-6612	66	144	60 1/2	105 1/2	45	71 1/2	149 1/2	17	205	20	10
S-7210	72	120	62 3/4	111 3/4	49	77 3/4	125 3/4	17	157	18	12
S-7212	72	144	62 3/4	111 3/4	49	77 3/4	149 3/4	17	205	18	12
S-8410	84	120	62 3/4	122 3/4	60	89 3/4	125 3/4	18 1/2	192	16	12
S-8412	84	144	68 3/4	122 3/4	60	89 3/4	149 3/4	18 1/2	216	16	12
S-8415	84	180	68 3/4	122 3/4	60	89 3/4	185 3/4	18 1/2	252	16	12

Note: All dimensions are in inches except for "K" which is RPM; Certain dimensions may be adjusted for discharge options and facility requirements.

S. Howes, Inc.
25 Howard St.
Silver Creek, NY 14136
showes.com

Phone: (716) 934-2611
Toll Free: (888) 255-2611
Fax: (716) 934-2081
sales@showes.com



Established 1856

© 2008 S. Howes, Inc., All rights reserved.

Sanimix 45 Horizontal Batch Mixer

General Specifications



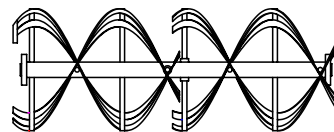
SANIMIX 45 SPECIFICATIONS

(assumes 45 lbs./cu.ft. bulk density material)

Model	Working Capacity (ft ³)	Capacity (lbs)	Shaft Speed (RPM)	Minimum Standard HP	Maximum Standard HP
S-154	5.5	247	90	1	2
S-204	9.8	442	67	1	5
S-244	14.1	637	56	2	5
S-246	21.2	955	56	2	7.5
S-248	28.2	1271	56	3	10
S-306	33.1	1489	45	5	15
S-308	44.1	1985	45	5	15
S-366	47.8	2152	37	7.5	20
S-368	63.6	2862	37	7.5	20
S-3610	79.5	3577	37	7.5	25
S-3612	95.4	4293	37	10	30
S-428	86.8	3906	32	10	40
S-4210	108.0	4861	32	10	40
S-4212	129.6	5833	32	15	50
S-488	113.2	5094	28	15	50
S-4810	141.2	6353	28	15	50
S-4812	169.4	7624	28	20	60
S-5410	178.5	8031	25	20	75
S-5412	214.2	9637	25	20	75
S-6010	220.9	9939	22	25	80
S-6012	265.0	11927	22	25	100
S-6610	267.4	12031	20	30	100
S-6612	320.8	14438	20	30	100
S-7210	318.7	14341	19	40	125
S-7212	382.4	17210	19	40	125
S-8410	433.8	19519	16	50	200
S-8412	520.5	23423	16	50	200
S-8415	650.6	29279	16	75	250


DETAILS OF STANDARD SANIMIX CONSTRUCTION

- All Stainless Steel construction including tank, agitator assembly, and support legs (optional) - ideal for sanitary applications.
- Tank heads include generously formed-radius corners ($\frac{3}{4}$ " minimum), eliminating 90 degree angles to provide for easy cleanout.
- Uniquely designed double ribbon type agitator assembly features ribbons welded to cross-arms. Paddle agitators feature paddles that can be either welded or bolted to cross-arms for adjustability.
- Agitator assemblies are constructed with machined flange journals for top removal, thereby reducing cleaning problems typical of traditional bolted tank heads requiring end removal.
- All internal welds are ground smooth and are crack and crevice free. Butt welds are ground flush and corner welds are ground to a radius at least $\frac{1}{8}$ ". External welds are intermittent with gaps sealed with Devcon (or equivalent).
- Inverted pillow block shaft bearings are hung from a covered shelf to minimize horizontal surfaces where cleaning agents can build up. Build-up of product on bearings is minimized as well.



Double Ribbon Agitator

Paddle Agitator



Mixers have been designed and built up to 1,100 cubic foot capacities

Custom designs are job-engineered to meet your specific applications

See "Mixer Accessories & Options" brochure for further details

S. Howes, Inc.
25 Howard St.
Silver Creek, NY 14136
showes.com

Phone: (716) 934-2611
Toll Free: (888) 255-2611
Fax: (716) 934-2081
sales@showes.com

