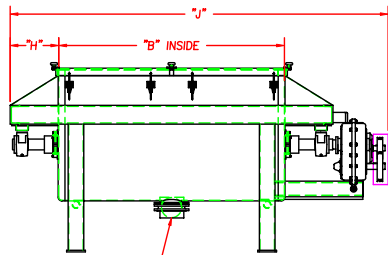
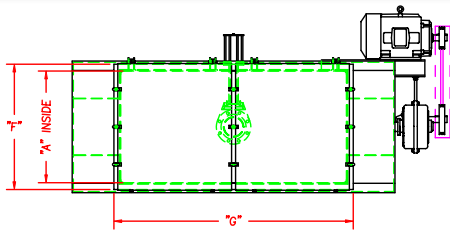
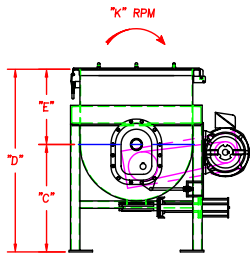


# Sanimix 80 Horizontal Batch Mixer

## General Specifications



NOMINAL DISCHARGE VALVE SIZE "L" OPTIONAL LOCATIONS



MODEL	A	B	C	D	E	F	G	H	J	K	L
S-154	15	48	29 1/2	43 1/2	14	19 1/4	52 1/4	11	80 1/2	82	4
S-204	20	48	32	46	14	24 1/4	52 1/4	11	81	62	4
S-244	24	48	34	49	15	28 3/8	52 3/8	11	81	60	4
S-246	24	72	34	49	15	28 3/8	76 3/8	11 1/2	108 1/2	52	4
S-248	24	96	34	49	15	28 3/8	100 3/8	12	135 1/2	52	4
S-2410	24	120	34	49	15	28 3/8	124 3/8	12	159 1/2	52	4
S-306	30	72	37 3/4	61 3/4	24	34 3/8	76 3/8	12	111 1/2	42	6
S-308	30	96	37 3/4	61 3/4	24	34 3/8	100 3/8	12 1/2	137	42	6
S-366	36	72	41 1/4	65 1/4	24	40 3/8	76 3/8	12 1/2	113	34	6
S-368	36	96	41 1/4	65 1/4	24	40 3/8	100 3/8	12 1/2	138	34	6
S-3610	36	120	41 1/4	65 1/4	24	40 3/8	124 3/8	13	163 1/2	34	6
S-3612	36	144	41 1/4	65 1/4	24	40 3/8	148 3/8	13	189	34	6
S-428	42	96	45 1/4	73 1/4	28	46 1/2	100 1/2	13	141	30	8
S-4210	42	120	45 1/4	73 1/4	28	46 1/2	124 1/2	13	168 1/2	30	8
S-4212	42	144	45 1/4	73 1/4	28	46 1/2	148 1/2	13	192 1/2	30	8
S-488	48	96	48 1/4	81 1/4	33	52 1/2	100 1/2	14 1/2	148	26	8
S-4810	48	120	48 1/4	81 1/4	33	52 1/2	124 1/2	14 1/2	175	26	8
S-4812	48	144	48 1/4	81 1/4	33	52 1/2	148 1/2	14 1/2	200	26	8
S-5410	54	120	51 3/4	88 3/4	37	59 1/2	125 1/2	17	180 1/2	26	8
S-5412	54	144	51 3/4	88 3/4	37	59 1/2	149 1/2	17	204 1/2	25	8
S-6010	60	120	56	101	45	65 1/2	125 1/2	19	187	20	10
S-6012	60	144	56	101	45	65 1/2	149 1/2	19	211	20	10
S-6610	66	120	60 1/2	105 1/2	45	71 1/2	125 1/2	19	187	20	10
S-6612	66	144	60 1/2	105 1/2	45	71 1/2	149 1/2	19	214	20	10
S-7210	72	120	62 3/4	111 3/4	49	77 3/4	125 3/4	19	190	18	12
S-7212	72	144	62 3/4	111 3/4	49	77 3/4	149 3/4	20 1/2	251 1/2	18	12
S-8410	84	120	62 3/4	122 3/4	60	89 3/4	125 3/4	20 1/2	191 1/2	16	12
S-8412	84	144	62 3/4	122 3/4	60	89 3/4	149 3/4	20 1/2	215 1/2	16	12
S-8415	84	180	62 3/4	122 3/4	60	89 3/4	185 3/4	20 1/2	256 1/2	16	12

Note: All dimensions are in inches except for "K" which is RPM; Certain dimensions may be adjusted for discharge options and facility requirements.

S. Howes, Inc.  
25 Howard St.  
Silver Creek, NY 14136  
showes.com

Phone: (716) 934-2611  
Toll Free: (888) 255-2611  
Fax: (716) 934-2081  
sales@showes.com



© 2008 S. Howes, Inc., All rights reserved.

# Sanimix 80 Horizontal Batch Mixer

## General Specifications



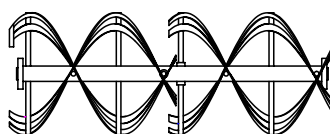
### SANIMIX 80 SPECIFICATIONS

(assumes 80 lbs./cu.ft. bulk density material)

Model	Working Capacity (ft <sup>3</sup> )	Capacity (lbs)	Shaft Speed (RPM)	Minimum Standard HP	Maximum Standard HP
S-154	5.5	440	90	1	3
S-204	9.8	785	67	2	5
S-244	14.1	1132	56	3	7.5
S-246	21.2	1698	56	5	15
S-248	28.2	2259	56	5	15
S-306	33.1	2647	45	7.5	25
S-308	44.1	3529	45	7.5	25
S-366	47.8	3825	37	10	30
S-368	63.6	5088	37	10	40
S-3610	79.5	6360	37	15	40
S-3612	95.4	7632	37	15	50
S-428	86.8	6945	32	20	50
S-4210	108.0	8642	32	20	60
S-4212	129.6	10370	32	30	75
S-488	113.2	9056	28	30	75
S-4810	141.2	11294	28	30	75
S-4812	169.4	13553	28	30	100
S-5410	178.5	14277	25	40	100
S-5412	214.2	17133	25	40	125
S-6010	220.9	17669	22	40	125
S-6012	265.0	21203	22	50	150
S-6610	267.4	21389	20	50	150
S-6612	320.8	25667	20	50	200
S-7210	318.7	25496	19	60	200
S-7212	382.4	30595	19	60	200
S-8410	433.8	34701	16	100	250
S-8412	520.5	41641	16	100	300
S-8415	650.6	52051	16	100	350


### DETAILS OF STANDARD SANIMIX CONSTRUCTION

- All Stainless Steel construction including tank, agitator assembly, and support legs (optional) - ideal for sanitary applications.
- Tank heads include generously formed-radius corners (3/4" minimum), eliminating 90 degree angles to provide for easy cleanout.
- Uniquely designed double ribbon type agitator assembly features ribbons welded to cross-arms. Paddle agitators feature paddles that can be either welded or bolted to cross-arms for adjustability.
- Agitator assemblies are constructed with machined flange journals for top removal, thereby reducing cleaning problems typical of traditional bolted tank heads requiring end removal.
- All internal welds are ground smooth and are crack and crevice free. Butt welds are ground flush and corner welds are ground to a radius at least 1/8". External welds are intermittent with gaps sealed with Devcon (or equivalent).
- Inverted pillow block shaft bearings are hung from a covered shelf to minimize horizontal surfaces where cleaning agents can build up. Build-up of product on bearings is minimized as well.
- Shafting materials are made heavier and can carry up to 60% more horsepower than Sanimix-45 models.
- Class II Drive is standard for Sanimix-80 models.



Double Ribbon Agitator

Paddle Agitator



Mixers have been designed and built up to 1,100 cubic foot capacities

Custom designs are job-engineered to meet your specific applications

See "Mixer Accessories & Options" brochure for further details

S. Howes, Inc.  
25 Howard St.  
Silver Creek, NY 14136  
showes.com

Phone: (716) 934-2611  
Toll Free: (888) 255-2611  
Fax: (716) 934-2081  
sales@showes.com

